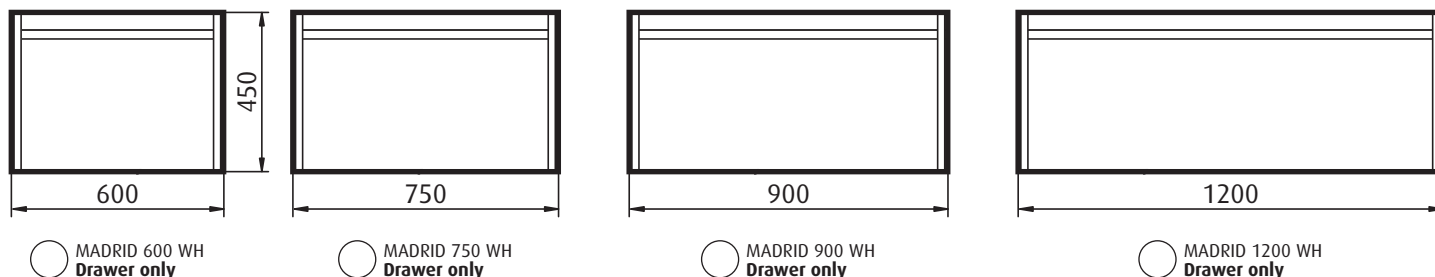


Customer name _____ Contact number _____

Salesperson _____ Store _____ QUOTE# OR PO# _____

1 Choose vanity size and format - depth 455mm



Please note P-Trap waste cut-outs to centre of drawer to allow for P-Trap plumbing.

2 Choose vanity colour



Please note all swatches are representative of colour/finish only, see in store for accurate representation. All measurements are in millimetres (mm). Images, specifications and dimensions correct at time of publishing. It is advised that these details be confirmed prior to construction as no liability will be taken by Forme for any changes in specifications. Tapware not included.

3 Choose Basin/Countertop



Porcelain basin top (One tap hole only)
*Applicable for 600, 750, 900 and 1200mm vanities




Polymer marble basin top (One tap hole only)
*Applicable for 600, 750, 900, and 1200 vanities




Ceramic under counter basin with engineered stone top
Please select stone top colour (to the right)
*Applicable for 750, 900, and 1200mm vanities only

Stone top colours



Blanc Stone Cement Stone



Taupe Stone Concrete Stone



Ceramic countertop basin with engineered stone top
Please select stone top colour (to the left)
and choose countertop basin (below)
*Applicable for 600, 750, 900 and 1200mm vanities



Pluto*

Select taphole position
 10:00 2:00



Luna*

Select taphole position
 10:00 2:00



Organic Oval*

Select taphole position
 10:00 2:00



Atom*

Select taphole position
 10:00 2:00

Customer signature _____

Date _____



Comet**

*Waste diameter cut-out ø80mm

**Oval waste cut-out in stone