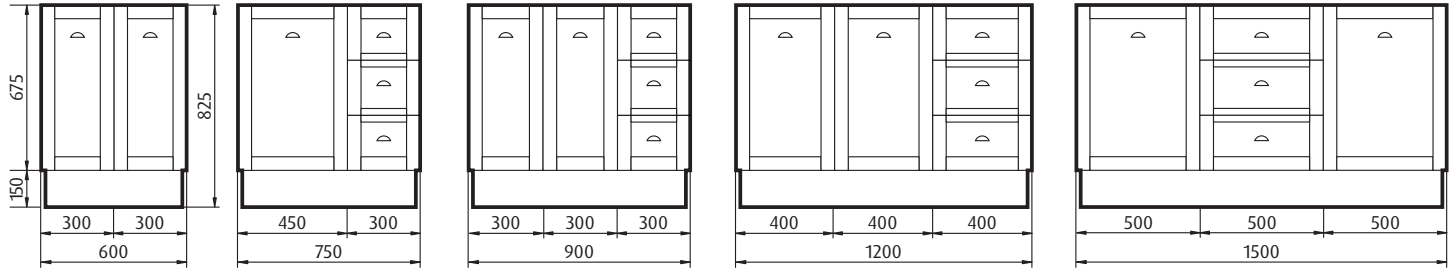


Customer name \_\_\_\_\_ Contact number \_\_\_\_\_

Salesperson \_\_\_\_\_ Store \_\_\_\_\_ QUOTE# OR PO# \_\_\_\_\_

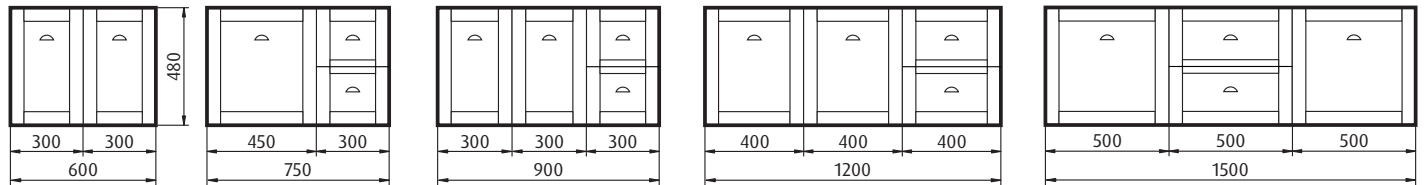
## 1 Choose vanity size and format **HAMILTON FREESTANDING** - depth 465mm



- Hamilton 600 FS  
2 doors
- Hamilton 750 FS  
1 door & 3 drawers
- Hamilton 900 FS  
2 doors & 3 drawers
- Hamilton 1200 FS  
2 doors & 3 drawers
- Hamilton 1500 FS  
2 doors & 3 drawers


## HAMILTON WALLHUNG - depth 465mm

Please note all 600, 750, 900 and 1200 models are righthand drawers only.



- Hamilton 600 WH  
2 doors
- Hamilton 750 WH  
1 door & 2 drawers
- Hamilton 900 WH  
2 doors & 2 drawers
- Hamilton 1200 WH  
2 doors & 2 drawers
- Hamilton 1500 WH  
2 doors & 2 drawers

## 2 Choose vanity colour

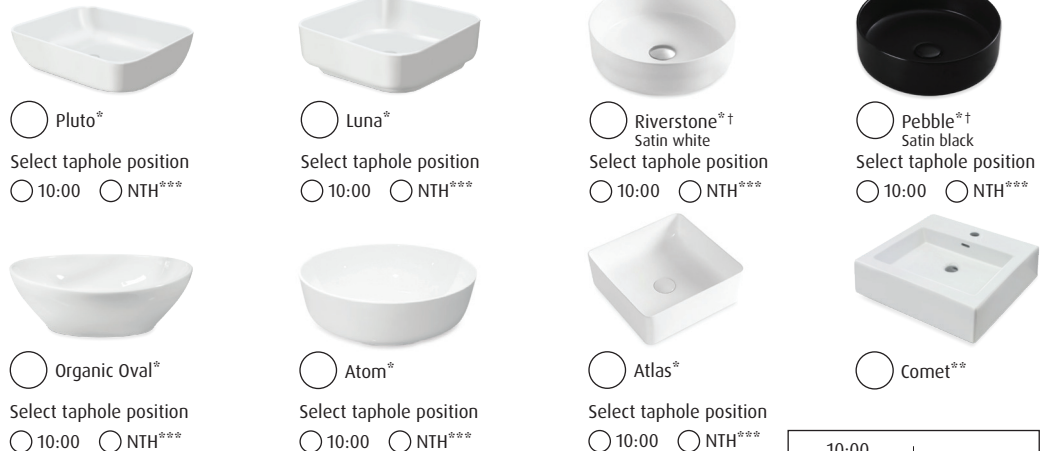



## 3 Choose handle colour



**Please note** all swatches are representative of colour/finish only, see in store for accurate representation. All measurements are in millimetres (mm). Images, specifications and dimensions correct at time of publishing. It is advised that these details be confirmed prior to construction as no liability will be taken by Forme for any changes in specifications. Tapware not included.

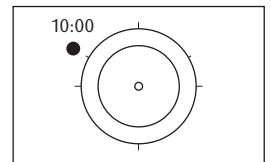
## Stone top colours



\*Waste diameter cut-out ø80mm \*\*Oval waste cut-out in stone \*\*\*No Tap Hole †Surcharge will apply with Riverstone and Pebble basins

Customer signature \_\_\_\_\_

Date \_\_\_\_\_



Taphole position guide