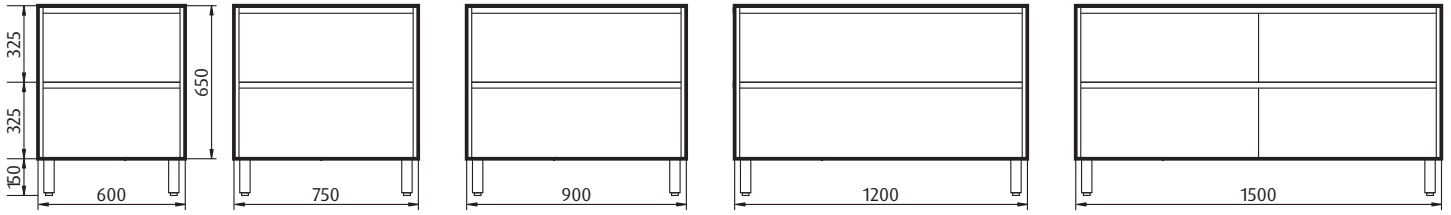


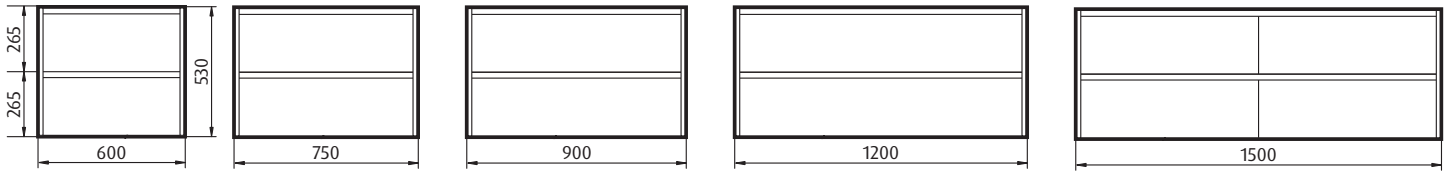
Customer name _____ Contact number _____
 Salesperson _____ Store _____ QUOTE# OR PO# _____

1 Choose vanity size and format - depth 465mm



- Razor 600 FS
2 drawers
- Razor 750 FS
2 drawers
- Razor 900 FS
2 drawers
- Razor 1200 FS
2 drawers
- Razor 1500 FS
4 drawers

Please note - Freestanding cabinets have waste cut-outs to both drawers



- Razor 600 WH
2 drawers
- Razor 750 WH
2 drawers
- Razor 900 WH
2 drawers
- Razor 1200 WH
2 drawers
- Razor 1500 WH
4 drawers

Please note - Wallhung cabinets have waste cut-out to top drawer only

2 Choose vanity colour



White Gloss PU



Walnut

3 Choose Basin/Countertop



Porcelain basin top (One tap hole only)
*Applicable for 600, 750, 900 and 1200mm vanities only



Polymerable basin top (One tap hole only)
*Applicable for 600, 750, 900, 1200 and 1500mm vanities

Please note all swatches are representative of colour/finish only, see in store for accurate representation. All measurements are in millimetres (mm). Images, specifications and dimensions correct at time of publishing. It is advised that these details be confirmed prior to construction as no liability will be taken by Forme for any changes in specifications. Tapware not included.




Ceramic countertop basin with engineered stone top
Please select stone top colour (below) and choose countertop basin (to the right)
*Applicable for 600, 750, 900, 1200 and 1500mm vanities

Stone top colours



Snow White Stone



Myanmar White Stone



Sandy Beach Stone



Victoria Grey Stone



Luna*

Select taphole position

- 10:00
- 2:00
- NTH***



Atlas*

Select taphole position

- 10:00
- 2:00
- NTH***



Pluto*

Select taphole position

- 10:00
- 2:00
- NTH***



Riverstone*†
Satin white

Select taphole position

- 10:00
- 2:00
- NTH***



Organic Oval*

Select taphole position

- 10:00
- 2:00
- NTH***



Pebble*†
Satin black

Select taphole position

- 10:00
- 2:00
- NTH***



Comet**



Atom*

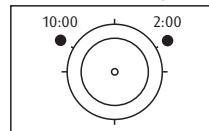
Select taphole position

- 10:00
- 2:00
- NTH***

Customer signature _____

Date _____

Taphole position guide



*Waste diameter cut-out ø80mm **Oval waste cut-out in stone ***No Tap Hole
†Surcharge will apply with Riverstone and Pebble basins